

DURAMOV® Plastic Cable Carriers

DURAMOV® 塑料电缆拖链

C01 微型电缆拖链 Micro cable carriers

C01微型电缆拖链体积小，基于一片式设计重量轻特别适用于高速运动。C01微型电缆拖链适用于狭小安装空间，多种尺寸规格可选。

C01 micro cable carriers are very small, one piece carriers with low weight, making them ideal for highly dynamic applications. C01 micro cable carriers are optimal for the smallest installation spaces, and are available in many versions.



一片式设计不可打开
One-piece design, non-openable



阻燃等级 Flammability Class
UL94 HB



符合CE 标准 certification



RoHS认证 certification



低噪音 Low-noise



根据需求提供ESD抗静电荷/防爆版拖链C01E
Electrically conductive ESD/ATEX version C01E upon request

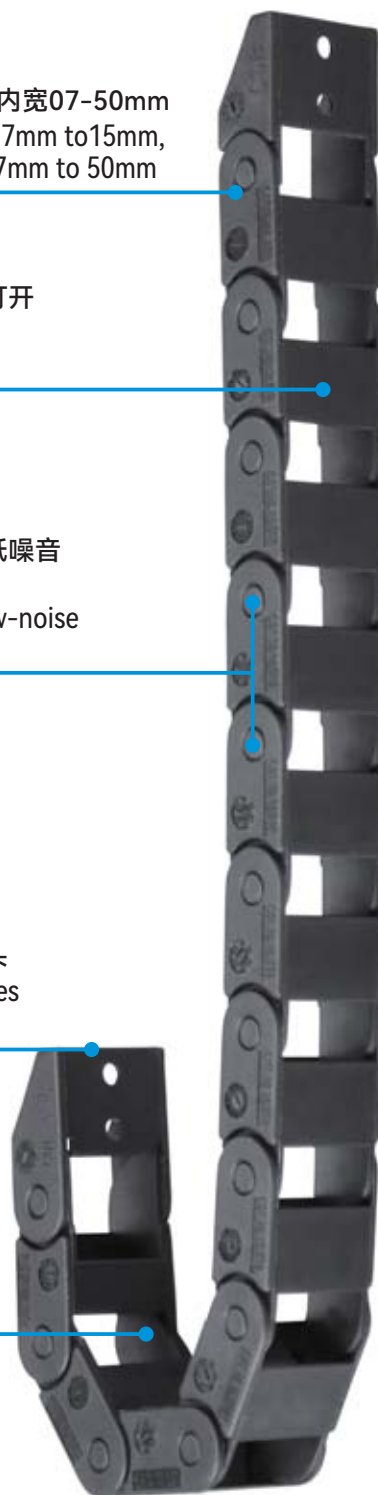
内高07-15mm，内宽07-50mm
Inner height from 7mm to 15mm,
Inner width from 7mm to 50mm

一片式设计不可打开
One-piece design
Non-openable

小节距设计实现低噪音
顺畅运行
Small pitch for low-noise
Smooth running

可选带梳妆板接头
With tiewrap plates
are available

极小转弯半径
Smallest bend
radius






C01

DURAMOV®

www.csb-ep.com
sales@csb-ep.com

电话: 0573 84186133/84185527
Tel: 0086 573 84187009

标准尺寸 Standard dimensions

微型电缆拖链 Micro cable carriers	产品编码 Part No.	内宽 Bi	外宽 Ba	内高 Hi	外高 Ha	弯曲半径 R	架空长度	页码
		Inner width [mm]	Outer width [mm]	Inner height [mm]	Outer height [mm]	Bend radius [mm]	Unsupported length [m]	Page
	C01.07	7-30	12-35	7	10	15-48	≤0.5	P24
	C01.10	10-30	14-34	10	12	18-38	≤0.5	P26
	C01.15	16-50	24.2-58.2	15	19.3	25-48	≤0.7	P28

安装说明 Installation



扭转并卡合
Twist and click



扭转并分开
Twist and divide

典型适用行业和应用 Typical Applicable Industries and Applications

- 车辆制造
- 自动门
- 测量机
- 电子设备
- 拾放机器人
- 医疗行业
- 打印机和绘图仪
- 半导体机器
- Vehicle construction
- Automatic doors
- Measuring machines
- Electric equipment
- Pick & place robots
- Medical industries
- Printer and plotter
- Semi-conductor machines

DURAMOV® Plastic Cable Carriers

DURAMOV® 塑料电缆拖链

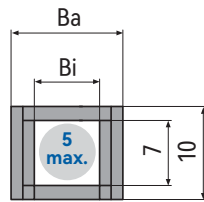
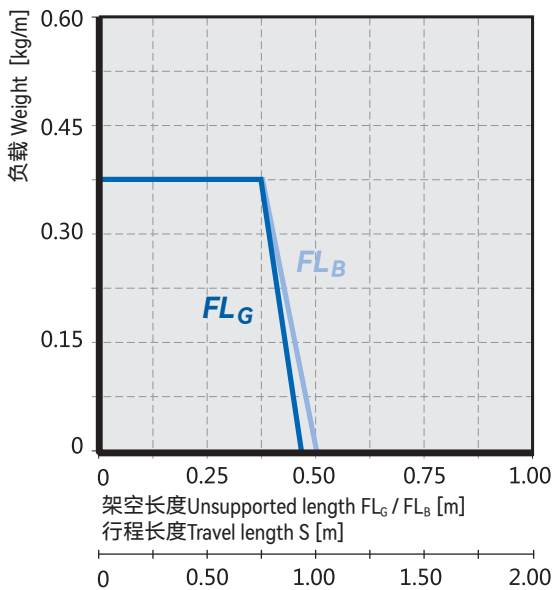
C01.07 微型电缆拖链 Micro cable carriers



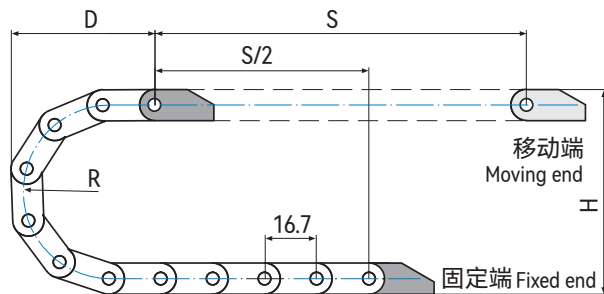
标准尺寸 Standard dimensions

产品编码 Part No.	内宽 Bi Inner width [mm]	外宽 Ba Outer width [mm]	内高 Hi Inner height [mm]	外高 Ha Outer height [mm]	弯曲半径 R Bend radius [mm]			重量 Weight [kg/m]		
C01.07.07	7	12	7	10	015	018	028	038	048	0.07
C01.07.10	10	15	7	10	015	018	028	038	048	0.08
C01.07.16	16	21	7	10	015	018	028	038	048	0.09
C01.07.20	20	25	7	10	015	018	028	038	048	0.10
C01.07.30	30	35	7	10	015	018	028	038	048	0.11

安装尺寸 Installation dimensions



内高 Inner height Bi: 7mm
 节距 Link pitch T: 16.7mm
 链节数 Link quantity: 60pcs/m
 安装高度 Clearance height H_F: H+10mm
 拖链长度 Carrier length: S/2+K



*如果安装空间受到限制请咨询CSB®. Please consult CSB® if space is particularly restricted.

R	015	018	028	038	048
H	40	46	66	86	106
D	45	48	58	68	78
K	85	90	125	155	185

实际安装高度 The required clearance height: H_F=H+10mm (负载 Fill weight 0.1kg/m)

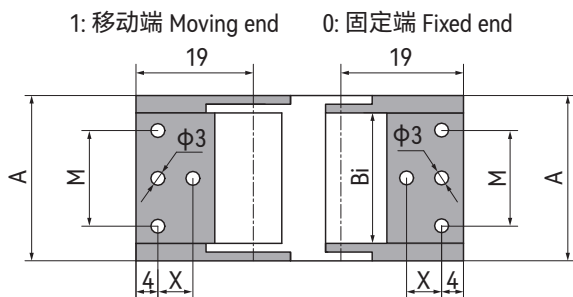
C01.07

DURAMOV®

www.csb-ep.com
sales@csb-ep.com

电话: 0573 84186133/84185527
Tel: 0086 573 84187009

拖链接头尺寸 Mounting bracket dimensions



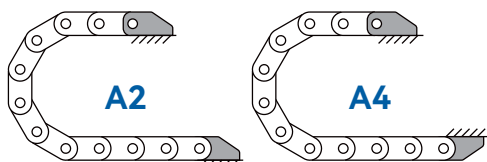
产品编码 Part No.:

C01.07.07.01.P

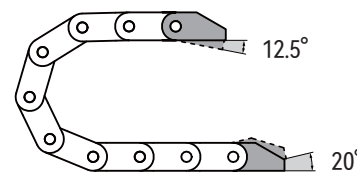

- P: 摆动设计 Pivoting
- L: 固定设计 Locking
- 固定端+移动端
Fixed end + Moving end
- 拖链内宽 Inner width
- 拖链内高 Inner height
- 拖链系列 Carrier series

产品编码 (固定) Part No. Locking	产品编码 (摆动) Part No. Pivoting	拖链内宽 Inner width Bi [mm]	A [mm]	X [mm]	M [mm]
C01.07.07.01.L	C01.07.07.01.P	07	12	8	/
C01.07.10.01.L	C01.07.10.01.P	10	15	8	/
C01.07.16.01.L	C01.07.16.01.P	16	21	8	/
C01.07.20.01.L	C01.07.20.01.P	20	25	8	/
C01.07.30.01.L	C01.07.30.01.P	30	35	/	22

接头安装方式 Mounting bracket installation optional



C01.07.Bi.01.P



*C01.07拖链接头安装方式示意图 Possible installation configurations

*A2/A4订购预装配拖链请注明安装方式 Please indicate installation code for pre-assembled carriers

*推荐架空长行程拖行应用

For unsupported and gliding applications

技术参数 Installation dimensions

	架空长度 Unsupported length	≤ 0.5m	速度/加速度 Speed / acceleration FL _C	≤ 3 [m/s] / 8 [m/s ²]
	滑行距离 Sliding length	不适用 Inapplicable	速度/加速度 Speed / acceleration FL _B	≤ 2 [m/s] / 4 [m/s ²]
	竖直悬挂 Vertical hanging	≤ 5m	滑行速度/加速度 Sliding speed / acceleration	不适用 Inapplicable
	垂直站立 Vertical standing	≤ 0.5m	允许温度 Permitted temperature	-40°C ~120°C
	侧向架空 Side-unsupported length	≤ 0.5m	阻燃等级 Flammability Class	UL94 HB

预装拖链订购编码 Order code for pre-assembled cable carriers

拖链本体 Body					选配 Optional
C01.07.07.018.020.					A2L
拖链系列 Carrier series	内高 Inner height	内宽 Inner width	弯曲半径 Bend radius	链节数量 Link quantity	接头与安装形式 Mounting bracket & installation type

DURAMOV® Plastic Cable Carriers

DURAMOV® 塑料电缆拖链

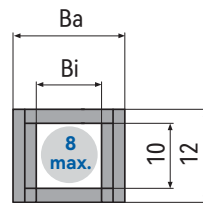
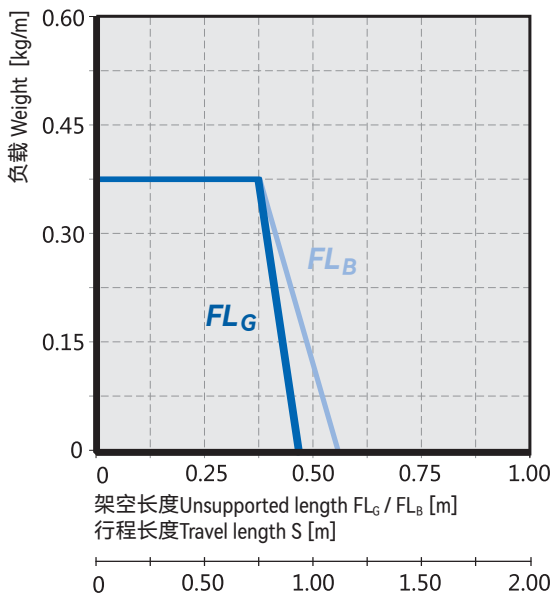
C01.10 微型电缆拖链 Micro cable carriers



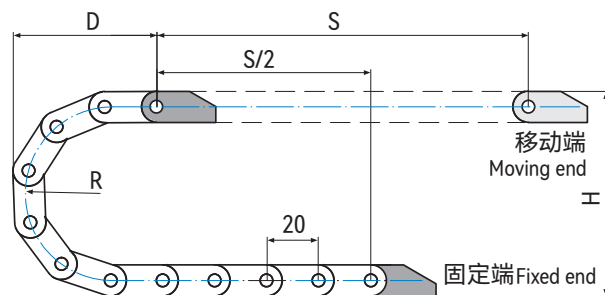
标准尺寸 Standard dimensions

产品编码 Part No.	内宽 Bi Inner width [mm]	外宽 Ba Outer width [mm]	内高 Hi Inner height [mm]	外高 Ha Outer height [mm]	弯曲半径 R Bend radius [mm]			重量 Weight [kg/m]
C01.10.10	10	14	10	12	018	028	038	0.07
C01.10.16	16	20	10	12	018	028	038	0.08
C01.10.20	20	24	10	12	018	028	038	0.09
C01.10.30	30	34	10	12	018	028	038	0.09

安装尺寸 Installation dimensions



内高 Inner height Bi: 10mm
节距 Link pitch T: 20mm
链节数 Link quantity: 50pcs/m
安装高度 Clearance height H_F : $H+10$ mm
拖链长度 Carrier length: $S/2+K$



*如果安装空间受到限制请咨询CSB®. Please consult CSB® if space is particularly restricted.

R	018	028	038
H	48	68	88
D	54	64	74
K	100	130	160

实际安装高度 The required clearance height: $H_F=H+10$ mm (负载 Fill weight 0.2kg/m)

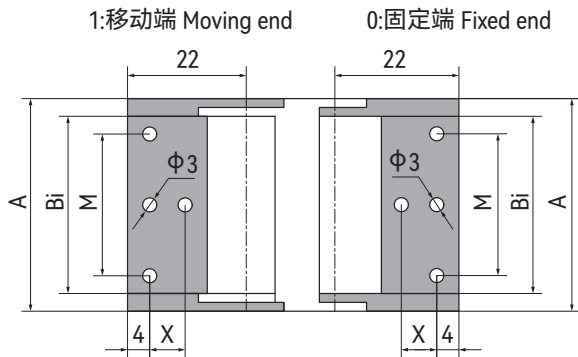
C01.10

DURAMOV®

www.csb-ep.com
sales@csb-ep.com

电话: 0573 84186133/84185527
Tel: 0086 573 84187009

拖链接头尺寸 Mounting bracket dimensions



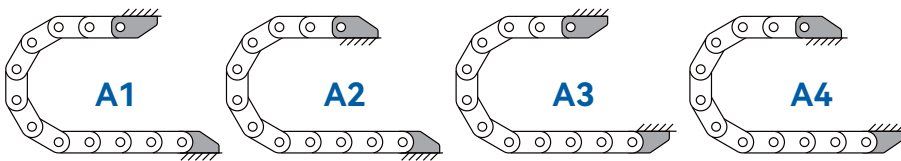
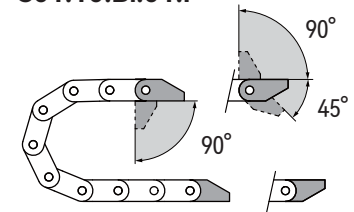
产品编码 Part No.:

C01.10.10.01.P


- P: 摆动设计 Pivoting
- L: 固定设计 Locking
- 固定端+移动端
Fixed end + Moving end
- 拖链内宽 Inner width
- 拖链内高 Inner height
- 拖链系列 Carrier series

产品编码 (固定) Part No. Locking	产品编码 (摆动) Part No. Pivoting	拖链内宽 Inner width Bi [mm]	A [mm]	X [mm]	M [mm]
C01.10.10.01.L	C01.10.10.01.P	10	14.7	8	/
C01.10.16.01.L	C01.10.16.01.P	16	20.7	8	/
C01.10.20.01.L	C01.10.20.01.P	20	24.7	8	/
C01.10.30.01.L	C01.10.30.01.P	30	34.7	/	22

接头安装方式 Mounting bracket installation optional


C01.10.Bi.01.P


*C01.10拖链接头安装方式示意图 Possible installation configurations

*A1|A2|A3|A4订购预装配拖链请注明安装方式 Please indicate installation code for pre-assembled carriers

*推荐架空长行程拖行应用

For unsupported and gliding applications

技术参数 Installation dimensions

	架空长度 Unsupported length	≤ 0.5m	速度/ 加速度 Speed / acceleration FL _G	≤ 3 [m/s] / 8 [m/s ²]
	滑行距离 Sliding length	不适用 Inapplicable	速度/ 加速度 Speed / acceleration FL _B	≤ 2 [m/s] / 4 [m/s ²]
	竖直悬挂 Vertical hanging	≤ 5m	滑行速度/ 加速度 Sliding speed / acceleration	不适用 Inapplicable
	垂直站立 Vertical standing	≤ 0.5m	允许温度 Permitted temperature	-40°C ~120°C
	侧向架空 Side-unsupported length	≤ 0.5m	阻燃等级 Flammability Class	UL94 HB

预装拖链订购编码 Order code for pre-assembled cable carriers

拖链本体 Body					选配 Optional
C01.10.10.018.020.					A1L
拖链系列 Carrier series	内高 Inner height	内宽 Inner width	弯曲半径 Bend radius	链节数量 Link quantity	接头与安装形式 Mounting bracket & installation type

DURAMOV® Plastic Cable Carriers

DURAMOV® 塑料电缆拖链

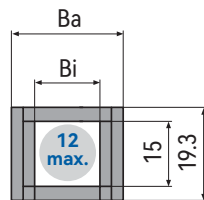
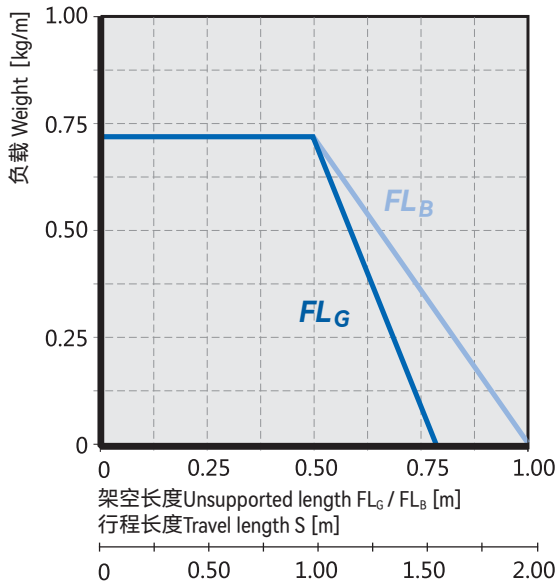
C01.15 微型电缆拖链 Micro cable carriers



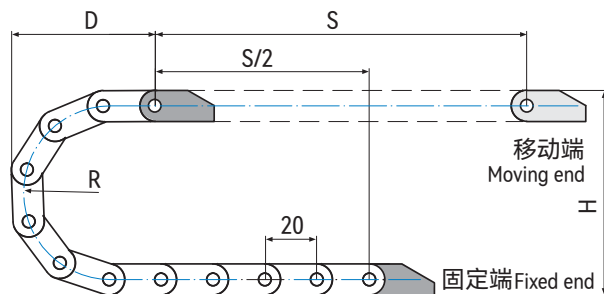
标准尺寸 Standard dimensions

产品编码 Part No.	内宽 Bi Inner width [mm]	外宽 Ba Outer width [mm]	内高 Hi Inner height [mm]	外高 Ha Outer height [mm]	弯曲半径 R Bend radius [mm]			重量 Weight [kg/m]	
C01.15.16	16	24.2	15	19.3	025	028	038	048	0.24
C01.15.20	20	28.2	15	19.3	025	028	038	048	0.25
C01.15.30	30	38.2	15	19.3	025	028	038	048	0.28
C01.15.40	40	48.2	15	19.3	025	028	038	048	0.31
C01.15.50	50	58.2	15	19.3	025	028	038	048	0.37

安装尺寸 Installation dimensions



内高 Inner height B_i : 15mm
 节距 Link pitch T: 20mm
 链节数 Link quantity: 50pcs/m
 安装高度 Clearance height H_f : $H+10$ mm
 拖链长度 Carrier length: $S/2+K$



*如果安装空间受到限制请咨询CSB®. Please consult CSB® if space is particularly restricted.

R	025	028	038	048
H	69	75	95	115
D	65	68	78	88
K	120	130	160	195

实际安装高度 The required clearance height: $H_f=H+15$ mm (负载 Fill weight 0.3kg/m)

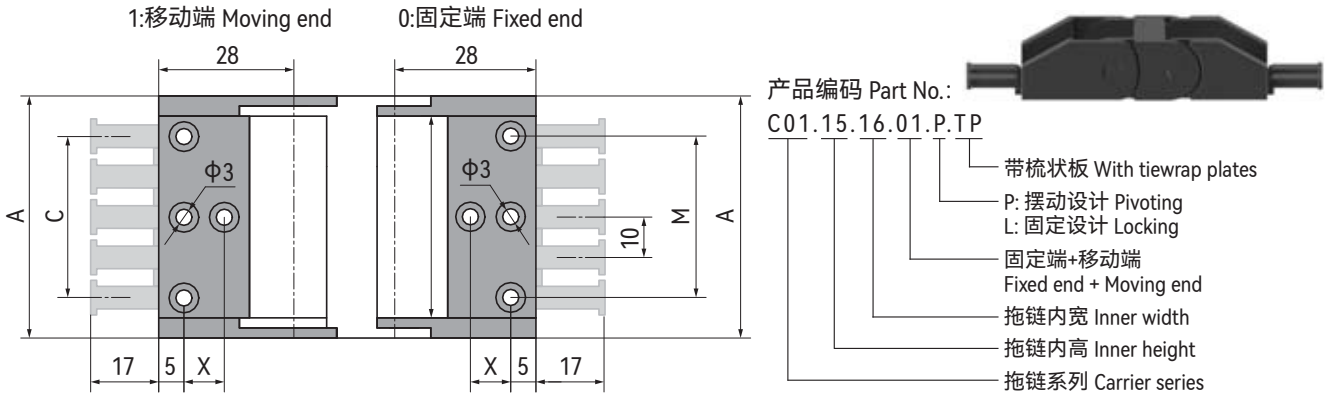
C01.15

DURAMOV®

www.csb-ep.com
sales@csb-ep.com

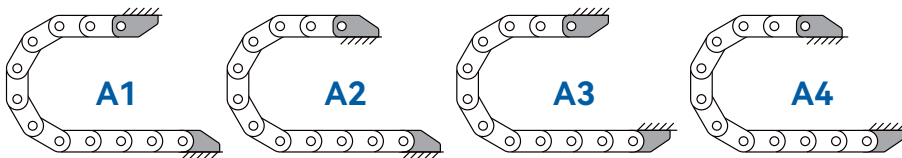
电话: 0573 84186133/84185527
Tel: 0086 573 84187009

拖链接头尺寸 Mounting bracket dimensions



无梳状板接头编码 Without tiwrap plates (固定 Locking)	带梳状板接头编码 With tiwrap plates (固定 Locking)	无梳状板接头编码 Without tiwrap plates (摆动 Pivoting)	带梳状板接头编码 With tiwrap plates (摆动 Pivoting)	拖链内宽 Inner width Bi [mm]	A [mm]	X [mm]	M [mm]	C [mm]	齿数 Number of teeth [pcs]
C01.15.16.01.L	C01.15.16.01.L.TP	C01.15.16.01.P	C01.15.16.01.P.TP	16	24.2	8	/	10	2
C01.15.20.01.L	C01.15.20.01.L.TP	C01.15.20.01.P	C01.15.20.01.P.TP	20	28.2	8	/	10	2
C01.15.30.01.L	C01.15.30.01.L.TP	C01.15.30.01.P	C01.15.30.01.P.TP	30	38.2	8	22	20	3
C01.15.40.01.L	C01.15.40.01.L.TP	C01.15.40.01.P	C01.15.40.01.P.TP	40	48.2	8	32	30	4
C01.15.50.01.L	C01.15.50.01.L.TP	C01.15.50.01.P	C01.15.50.01.P.TP	50	58.2	8	42	40	5

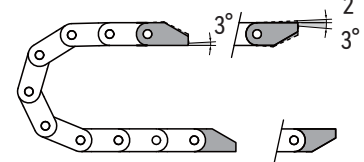
接头安装方式 Mounting bracket installation optional



*C01.15拖链接头安装方式示意图 Possible installation configurations

*A1|A2|A3|A4订购预装配拖链请注明安装方式 Please indicate installation code for pre-assembled carriers

C01.15.Bi.01.P



*推荐架空长行程拖行应用

For unsupported and gliding applications

技术参数 Installation dimensions

	架空长度 Unsupported length	≤ 0.7m	速度/加速度 Speed / acceleration FL _G	≤ 3 [m/s] / 8 [m/s ²]
	滑行距离 Sliding length	不适用 Inapplicable	速度/加速度 Speed / acceleration FL _B	≤ 2 [m/s] / 4 [m/s ²]
	竖直悬挂 Vertical hanging	≤ 5m	滑行速度/加速度 Sliding speed / acceleration	不适用 Inapplicable
	垂直站立 Vertical standing	≤ 0.5m	允许温度 Permitted temperature	-40°C ~ 120°C
	侧向架空 Side-unsupported length	≤ 0.5m	阻燃等级 Flammability Class	UL94 HB

预装拖链订购编码 Order code for pre-assembled cable carriers

拖链本体 Body					选配 Optional	
C01.15.16.025.020					.A1L.TP	
拖链系列 Carrier series	内高 Inner height	内宽 Inner width	弯曲半径 Bend radius	链节数量 Link quantity	接头与安装形式 Mounting bracket & installation type	带梳状板 With tiwrap plates